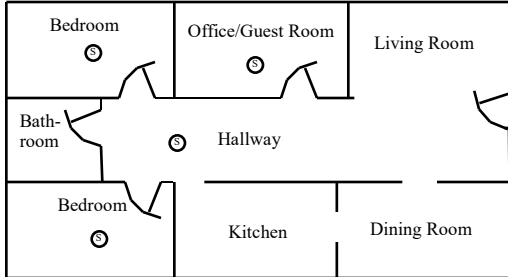




# ALBANY CALIFORNIA

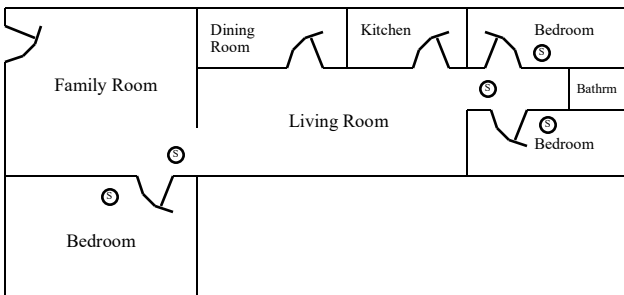
## Residential Smoke Alarms

Figure 1



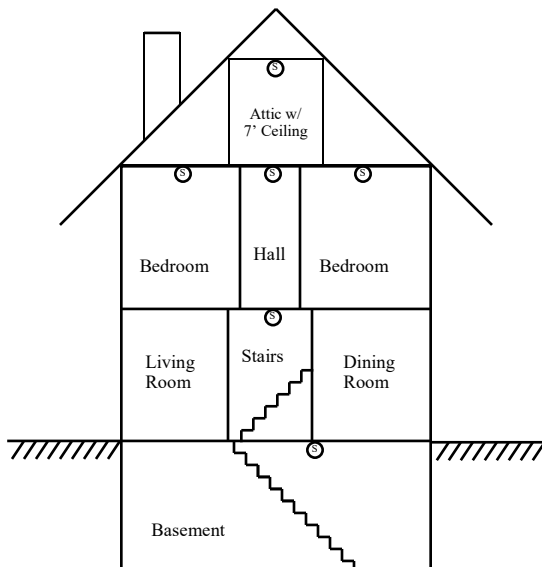
Typical Placement Within Residence

Figure 2



Placement Within Residence Where Bedrooms are in Different Areas

Figure 3



Typical Placement - Multistory Dwelling

### Single-Family Dwelling and Duplex Requirements

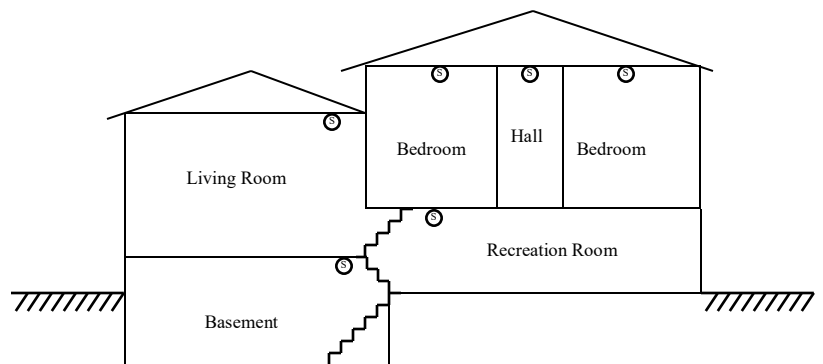
Smoke alarms are required:

- 1) In each sleeping room (see Figure 1);
- 2) Outside each separate sleeping area in the immediate vicinity of the bedrooms (see Figures 1 & 2);
- 3) On each additional story of the dwelling, including basements and habitable attics and not including crawlspaces and uninhabitable attics. (see Figures 3 & 4).

For more information on alarm placement requirements, see Figures 5 - 9 on the following pages.

**Applicable Codes & Laws:** 2016 California Residential Code, Section R314; 2016 California Fire Code, Section 907.2.11.2; NFPA 72: National Fire Alarm Code, 2016 Edition, Chapter 29, Section 29.5.1; City Ordinance Chapter XI, Sections 11.2.3f & 11.4; CA SB745 (available upon request)

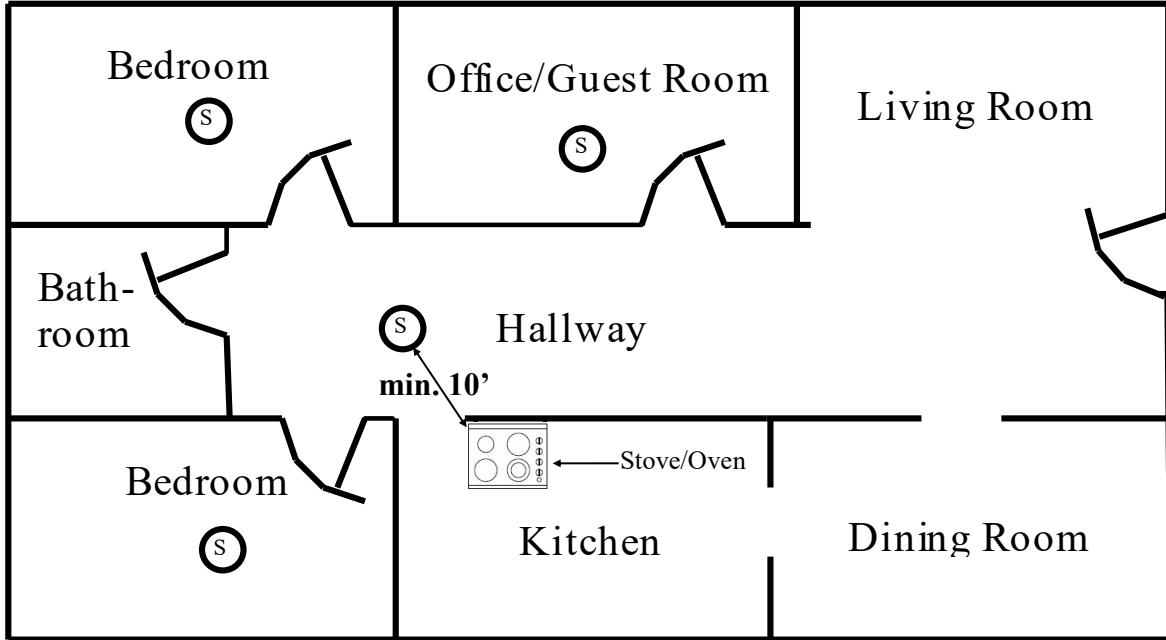
Figure 4



Typical Placement - Split-Level Dwelling

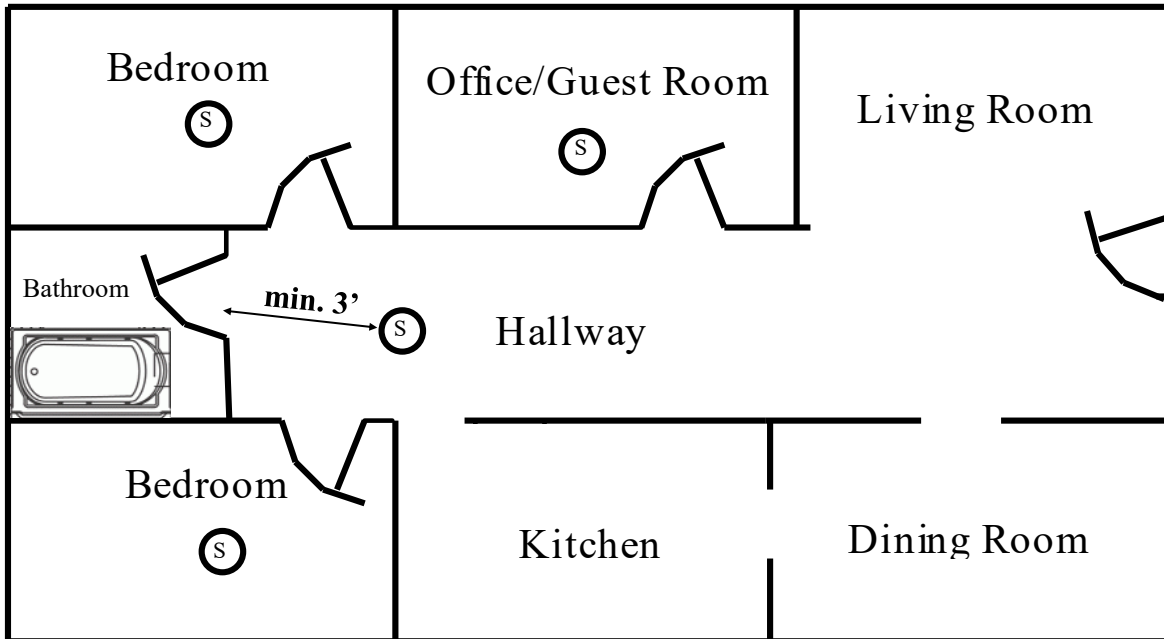
Please see following pages for City and State regulations affecting Smoke Alarm requirements.

**Figure 5**



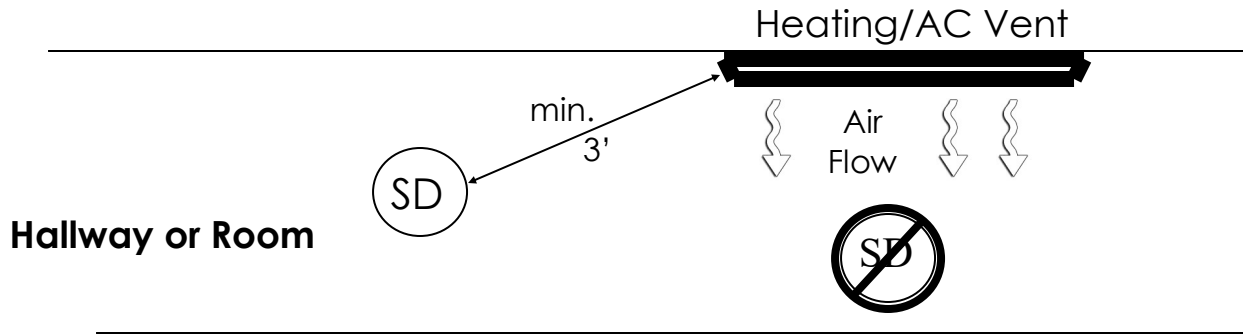
Hallway smoke alarm placement in relation to permanently installed cooking device: Minimum distance between smoke alarm and cooking device is 10 feet (CRC Section R314.3.3). See Code Section for exceptions.

**Figure 6**



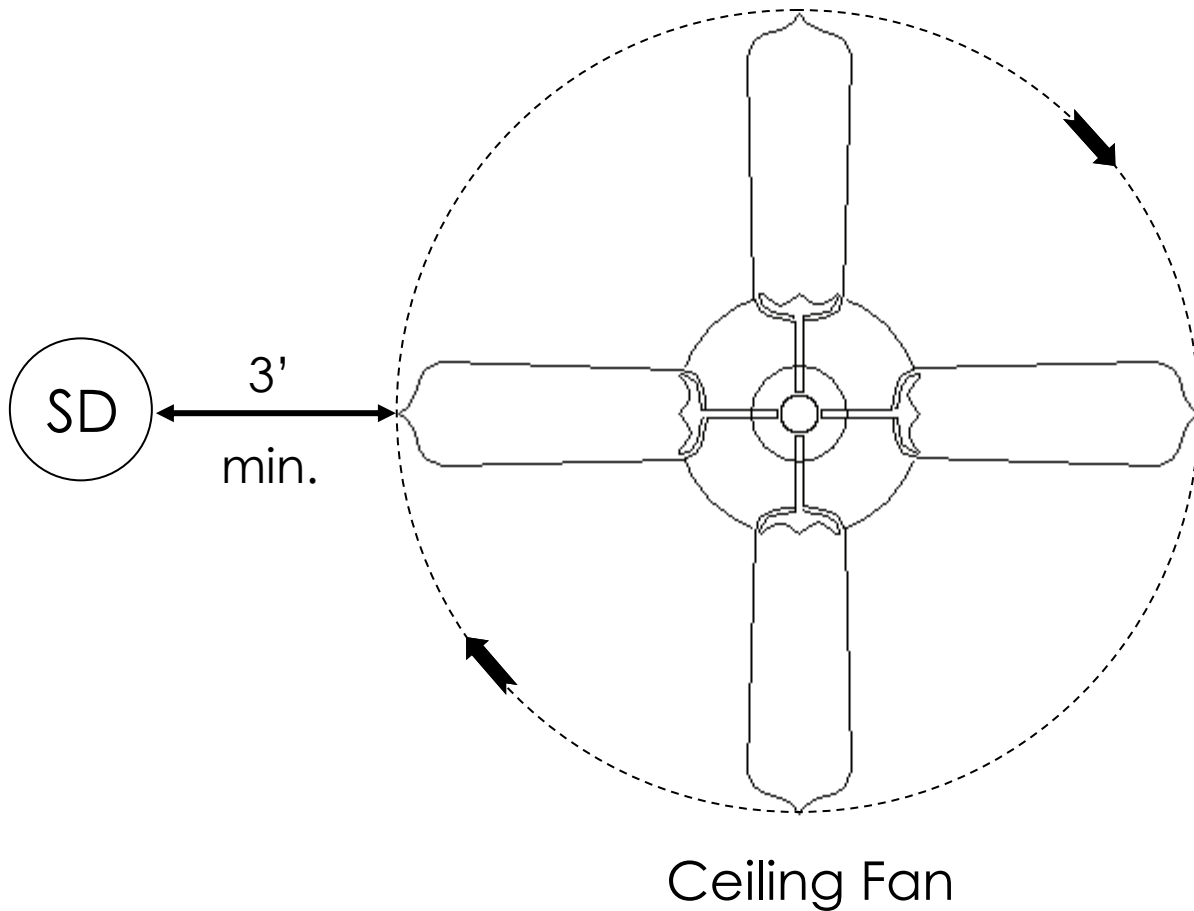
Hallway smoke alarm placement in relation to bathroom containing bathtub or shower: Minimum distance between smoke alarm and door of bathroom is 3 feet (CRC Section R314.3.3). See Code Section for exceptions.

### Figure 7



Hallway or room smoke alarm placement in relation to heating/air conditioning supply register: Minimum distance between smoke alarm and register is 3 feet. To be installed outside of the direct airflow of the register (CRC Section R314.3.3).

### Figure 8



Hallway or room smoke alarm placement in relation to ceiling-mounted fan: Minimum distance between smoke alarm and blade tip is 3 feet. (CRC Section R314.3.3).



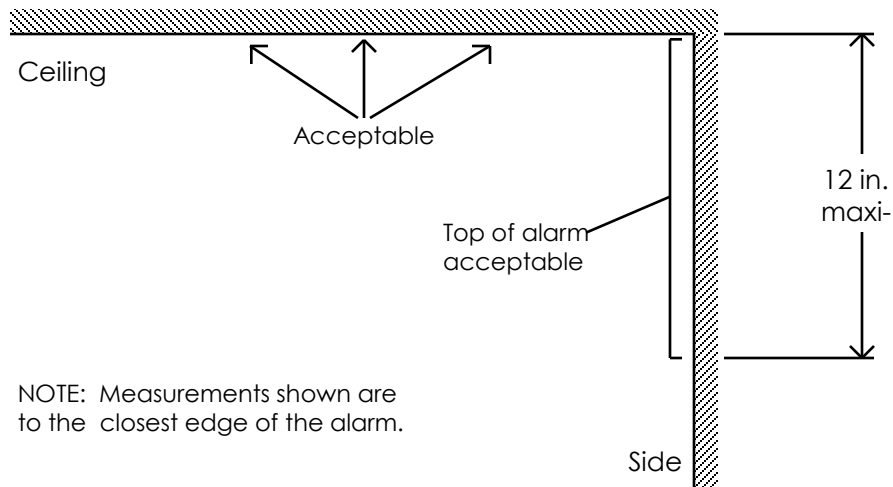
# ALBANY CALIFORNIA

## Residential Smoke Alarms

### Figure 9

#### Placement Guidelines for Walls & Ceilings

The figure below illustrates proper mounting placement for smoke alarms per Section A.29.8.3 of the 2016 NFPA 72.



NOTE: Measurements shown are to the closest edge of the alarm.

#### City of Albany & State Fire Marshal's Guidelines

- City of Albany policy requires that alarms installed in residences be of the **photoelectric\*** type.
- When shopping for smoke alarms, look for **photoelectric** alarms (City requirement) which have a sealed 10-year battery (State requirement).
- All smoke alarms must be photoelectric and be listed by the California Office of the State Fire Marshal. Listings found here:  
[http://osfm.fire.ca.gov/strucfireengineer/pdf/bml/list\\_csfm\\_approved.pdf](http://osfm.fire.ca.gov/strucfireengineer/pdf/bml/list_csfm_approved.pdf)
- All smoke alarms require regular monthly tests.

\*Per Albany Ordinance No.2010-06, adopted 7/19/10